

Undercounter Dishwashers



 **Electrolux**

Undercounter dishwashers

Undercounter dishwashers are the ideal solution for demanding customers requiring high performance with low running costs. Electrolux offers the maximum in washing results while providing reliable dishwashing operation.

Small and medium sized restaurants

High performing dishwashers, the perfect choice for restaurants with a large turnover of customers needing to provide rapid quality service.



Small and medium sized hotels

The ideal solution for small and medium sized kitchens which have to satisfy various customer requirements from room service to fine dining.



Quick service restaurants, pubs and bars

Ideal when a quick and dynamic service is required for kitchens that have a limited time to prepare and serve meals.





green&clean dishwashers



GREEN

Less water, energy, detergent and rinse aid consumption for lower running costs and less impact on environment.



CLEAN

Best-in-class washing and rinsing performance with total detergent removal.



SILENT

Best-in-class for low noise level thanks to the double skin insulated wall.



SAFE

Unique WASH•SAFE CONTROL device for a constant nominal rinsing temperature of 84°C.

Low running costs

Experience the 20% running costs reduction versus standard machines in the market and share the commitment of the latest generation of Electrolux Undercounter dishwashers for a better environment.



- Enjoy the **300€* per year** in your pocket thanks to the **savings** made in **water, energy, detergent** and **rinse aid** and still guarantee **best-in-class performance**:
 - **Low water consumption**: 3lt/cycle of fresh water are used for rinsing with standard water inlet conditions
 - **Low energy consumption**: **drops by 20-25%** since less water is used for rinsing
 - **Less Detergent and Rinse aid consumption**: much smaller quantities are needed
- The double skin insulated wall ensures a **low noise level** and a **reduction in heat loss** from the machine



Energy saving




Water saving



Detergent saving

* Comparison with standard machine: 70 cycles per day, 300 annual working days. 15°C inlet water

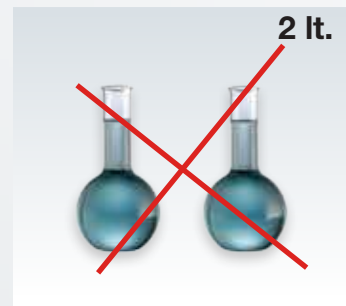
Do you know why 3 liters are better than 2 or 4 liters?



high running costs
with adequate performance



green&clean:
the **perfect balance** between optimum performance and low running costs



lowest running costs but with **inadequate performance**

Best-in-class performance

Excellent washing and rinsing performance with total detergent removal. The ideal dishwasher for cleaning plates, cups, utensils, trays, gastronorm containers and cutlery.

Washing

- The powerful washing circuit fully exploits the shape of the spraying nozzles and the rotating arms both from the top and from the bottom of the washing chamber to deliver best-in-class results
- No area in the washing chamber remains uncovered by the water blades generated by the nozzles

Electrolux Undercounter dishwashers



Electrolux Undercounter dishwashers guarantee clean items*.

Other Undercounter dishwashers



Standard Undercounter dishwashers fail to remove all dirt/food on the plates at the same washing conditions*.

*Result of standard testing procedure made by Electrolux using multiple layer chemical sensors. Black strips remaining on the plates indicate that washing was not performed perfectly.

Rinsing

- The atmospheric boiler is equipped with solenoid valve, air break, boiler waiting device and rinse booster pump. It ensures **constant high temperature** and **constant strong pressure** of water during the rinse phase. Therefore, regardless of inlet water condition, the rinsing quality is always achieved
- Thanks to the 4-second pause after washing and before rinsing, no drops of water used for washing will fall on the cleaned items

Electrolux Undercounter dishwashers



Electrolux Undercounter dishwashers guarantee perfect rinsing performance*

Other Undercounter dishwashers



Standard machines do not remove all detergent on the plates after rinsing*

* Result of standard testing procedure made by Electrolux using chemical sensors. Violet colour appears as reaction between residual detergent and phenolphthalein.

... and safety!

WASH•SAFE CONTROL: the rinse quality is guaranteed thanks to the constant rinsing temperature of 84°C and the water pressure which is independent from the mains.

Perfect rinsing performance

Sanitized plates are the best guarantee for hygiene and Electrolux Professional knows the importance of providing a total detergent removal in the rinsing phase to fulfil best-in-class safety requirements.

The most dangerous groups of bacteria find their ideal conditions for growth in an environment with a temperature between 20° and 60° (max 75°). Therefore, the constant rinsing temperature of 84°C (see below) assures perfect hygienic conditions.

1. Water inlet, water enters at a pressure from 0,5 to 7 bar (depending on water supply)

2. Air gap exit, water pressure reaches 0,9-1 bar (depending on the installation location) while temperature remains constant at inlet conditions

3. Boiler exit, water reaches **84°C** while pressure remains constant at 0,9-1 bar

4. Rinse booster pump exit, water pressure reaches 6 bar while temperature remains at **84°C**

5. Rinse nozzle exit, at each nozzle the pressure drops to 0,4-0,5 bar while temperature remains at **84°C**



The **air-break** prevents water from flowing back into the mains in case of machine failure

The **atmospheric boiler** provides a large quantity of hot water at a constant high temperature

The **boiler waiting device** ensures that rinsing starts only when the water reaches the right temperature

The **rinse booster pump** pushes water at constant high pressure. Detergent removal is granted even with low water inlet pressure

The **solenoid valve** allows water from the mains to enter the machine to fill the boiler

The **WASH•SAFE CONTROL** light turns green to guarantee rinsing has been performed perfectly with a constant temperature over 84°C.



Spot-free glasses and cutlery

- Models equipped with **Continuous Water Softener (CWS)** guarantee **non-stop dishwashing** because workflow is not interrupted for resin regeneration thanks to two resin containers installed in the back: the electronic control uses one of the containers to soften the water and at the same time regenerates the resins in the other one
- 100% of the water entering the dishwasher is softened providing **spot-free results** and reducing scale build-up
- The water softener is integrated with the atmospheric rinse system, maintaining **high rinse water pressure** and a constant **high temperature** during the rinse phase
- All models are equipped with **external salt filling cap**, so the operator can easily load the container without having to access the internal chamber
- A sensor advises the operator when the salt container needs to be refilled



The best performance ever thanks to these additional benefits

Ergonomics

- The **counterbalanced door** is equipped with springs to **lighten the impact of opening and closing**
- **Wash tank filters** can be **easily removed** without having to remove the washing and rinsing arms

Flexibility

- **Three standard cycles** are available to wash any kind of residue
- The **washing and rinsing cycle times and temperatures** can be **fully customised** to meet specific customer requirements
- The **“Soft start” feature prevents accidental damage to glassware and crockery** by reducing the power of the jets of water at the start of the wash cycle
- The concentration of detergent and rinse aid can be set directly through the electronic board to get a perfect washing result in all conditions
- All models are pre-arranged to accept external dosing equipment to avoid a service engineer from damaging the machine during installation
- **Several types of baskets** are available to suit every washing need. Specific solutions for balloon, crystal and beer glasses have been developed by the Electrolux Dishwashing R&D department to deliver spot-free results
- The external electric box allows rapid on-site changing from single to three phase connections and viceversa



Counterbalanced door



Filter easily removable



Soft start



Special basket solution for beer glasses



Control panel

Hygiene

- The wash tank has **round corners** to avoid dirt traps
- Both **tank filter** and **wash/rinse arms** are **easily removable** for cleaning
- The **fully automatic self-cleaning cycle** sanitizes the washing chamber with hot water and then completely empties the boiler to avoid bacteria proliferation when the machine is not in use



Round corners



Wash/rinse arms easily removable

Reliability

- All **components in contact with water** and chemicals are made of **A304 stainless steel** guaranteeing long-lasting operation
- The **boiler**, being made of A304L, is **resistant to chlorinated water** and is welded in an inert atmosphere to avoid contamination during the production process
- The **water supply** hose has **metal connections** to withstand high water pressure and accidental shocks during installation
- All models are **certified IPX4** for water protection
- A very **low noise level** assures the best working environment
- The **cold rinse** feature assures **cold glasses immediately after washing**. Push the button and the machine will first rinse with hot water (from 80-90 °C), to guarantee a perfect hygiene, then fresh cold water is used in the final rinse, delivering ready to use glasses.



Boiler resistant to chlorinated water



Water supply hose



IPX4 water protection

2 aesthetics and 27 models to suit all your needs

User friendly control panel with clear icons puts everyone at ease.

green&clean undercounter dishwasher



The WASH•SAFE CONTROL light turns green to guarantee rinsing has been performed perfectly with a constant temperature over 84°C.



On /Off button



Self cleaning

Once the tank filter and overflow pipe have been removed, pressing this button will activate the emptying of the wash tank and the wash pump. After that, four rinse cycles will start to sanitize the washing chamber. When completed, the water from rinsing is drained completely to avoid bacteria proliferation.



Washing Temperature indicator

When lit, it indicates that the washing cycle is in operation at the temperature shown on the display.



Rinsing Temperature indicator

When lit, it indicates that the rinsing cycle is in operation at the temperature shown on the display.



Cycle 1

Short wash cycle (90 sec) recommended for lightly soiled items and glasses.



Cycle 2

Medium wash cycle (120 sec) recommended for medium soiled items.



Cycle 3

Long wash cycle (240 sec) recommended for heavily soiled items.



green&clean undercounter dishwasher aesthetic

double skin insulated wall for a quiet working environment

Undercounter dishwasher



On /Off button

**Self cleaning**

Once the tank filter and overflow pipe have been removed, pressing this button will activate the emptying of the wash tank and the wash pump. After that, four rinse cycles will start to sanitize the washing chamber. When completed, the water from rinsing is drained completely to avoid bacteria proliferation.

**Washing Temperature indicator**

When lit, it indicates that the washing cycle is in operation at the temperature shown on the display.

**Rinsing Temperature indicator**

When lit, it indicates that the rinsing cycle is in operation at the temperature shown on the display.

**Cycle 1**

Short wash cycle (120 sec) recommended for lightly soiled items and glasses.

**Cycle 2**

Medium wash cycle (180 sec) recommended for medium soiled items.

Undercounter dishwasher
aesthetic

Wine-line: the Electrolux solution for glass washing

*Shiny glasses are the best presentation for restaurants and wine bars.
Electrolux together with the main detergent producer and leaders in water treatment systems has developed a full solution for best glass washing and spot free drying results.*



Wine-line Undercounter: the gentle solution for your crystal glasses

The Wine-line Undercounter is able to **dramatically reduce** the **damage** that standard commercial glass washers cause to crystal and glass surfaces. **Optimal washing conditions** have been defined together with “Stazione Sperimentale del Vetro” (leading Italian Glass Research Institution) and the main European crystal producers.

Reduce crystal glass damage and avoid glass breakage, thanks to:

- The lower washing temperature of **50-55°C**
- The atmospheric boiler that guarantees a constant rinsing temperature and pressure in order to eliminate any detergent residue
- The soft start wash pump



Wine-line basket

The “Wine-line” basket has been designed to improve washing results, reduce drying time and ease glass handling:

- **Glass rim is kept far from the basket base** allowing more accurate washing and rinsing of the internal surface
- **Hung and tilted glass position** secures the drying phase and reduces glass breakage
- Designed to **fit all types of long stem glasses** up to 270 mm long and 104 mm wide

Spot free drying

Using either the **Demineralizer** or **Reverse Osmosis** to filter the incoming water avoids any deposit of impurities on the washed surfaces, thus resulting in **excellent drying, low chemical and energy consumption, and eliminating the need for further polishing.**

The close collaboration between Electrolux and the leaders in water treatment devices has allowed for the optimization of the water treatment solutions of any kind of water, thus always guaranteeing excellent rinsing and spot free drying. Based on the degree of hardness of the incoming water, Partial Demineralization, Total Demineralization or Reverse Osmosis are the core options for perfect result.



BRITA demineralizer filters (partial and total)

BRITA Demineralizers* will either partially or totally extract minerals influencing the wash result:

- Partial demineralization only **removes the scale** (temporary hardness) **from the water**
- Total demineralization **removes all major salts** (total hardness) **from the water** guaranteeing an excellent wash result regardless of water supply condition

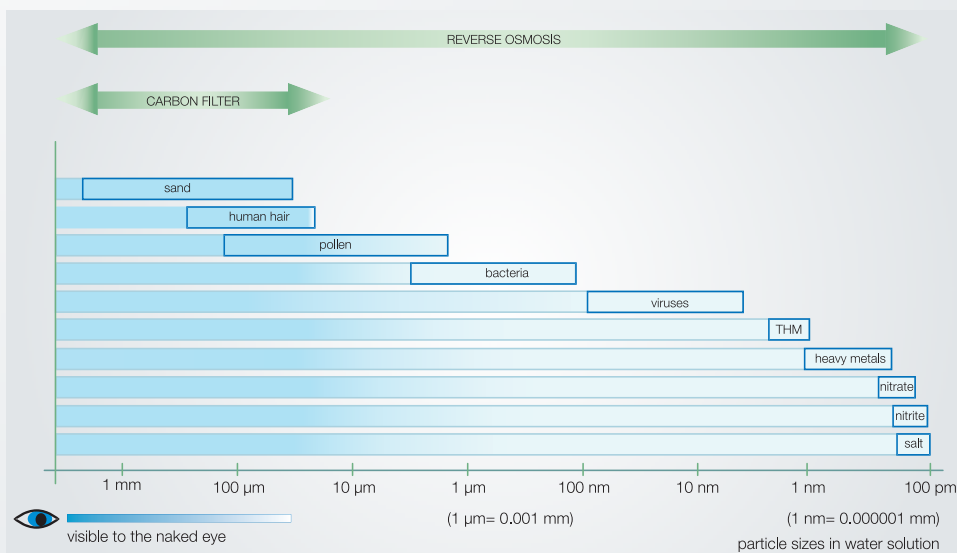


Reverse osmosis filters

For a perfect washing result, **Reverse Osmosis*** is **recommended** especially **if bacteria and viruses should be filtered.**

Efficient thanks to the membrane which removes all salts from the water and filters some types of bacteria. Reverse Osmosis is the best solution when sparkling washing results with no manual polishing are required.

*Leader in water treatment system



Impurities in water and filtering system

The best solutions for any need

Carbon filter (standard filter on the market) removes all visible particles. For a deeper removal use reverse osmosis.

Chemical solutions

To get the **best washing results**, you need to choose not only the **right machine** and a **matching water treatment system**, but also a **specific detergent** and **rinse aid**.

Using inappropriate detergent and/or rinse aid, not only compromises a perfect washing result but also increases the risk of damaging glasses in a shorter time. By **using specific chemicals** i.e. Ecolab* Topmatic Crystal detergent & Clear Dry Classic rinse aid, the **life of the glasses is extended** since they are not worn by the chemical aggression of a standard detergent and rinse aid.



ECOLAB* -TOPMATIC CRYSTAL: Detergent specific for glassware

- Without phosphate and chlorine, it is **safe for sensitive tableware** like crockery, glass and aluminium
- It provides **hygienically clean, sparkling and shiny tableware** eliminating the need to re-wash the items saving time and reducing the consumption of energy and water.



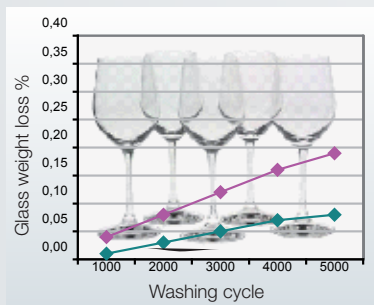
ECOLAB* - CLEAR DRY CLASSIC: Rinse aid specific for glassware

- It is a highly concentrated formula with a **perfect drying capacity** on all surfaces with either soft or medium hard water conditions
- It gives sparkling shiny, **spot free results**
- It ensures a **faster drying** of tableware compared to a standard rinse aid.

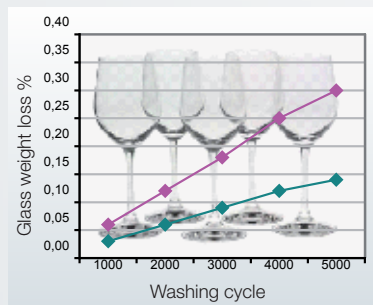
*Main detergent producer

Did you know that your glasses loose “weight” each cycle and become more and more fragile?

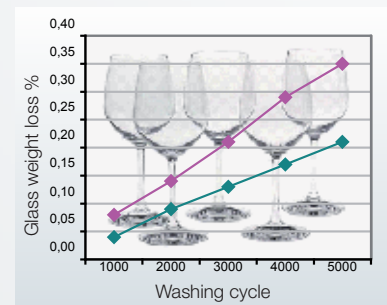
Soda-lime (the most common glass)



Crystal (crystal glass)



Lead crystal (best quality glass)




◇◇◇◇◇◇◇◇◇◇ Glass weight loss using Electrolux recommended solutions (Ecolab* Topmatic Crystal detergent and Clear Dry Classic rinse aid)

◆◆◆◆◆◆◆◆◆◆ Glass weight loss using standard chemicals

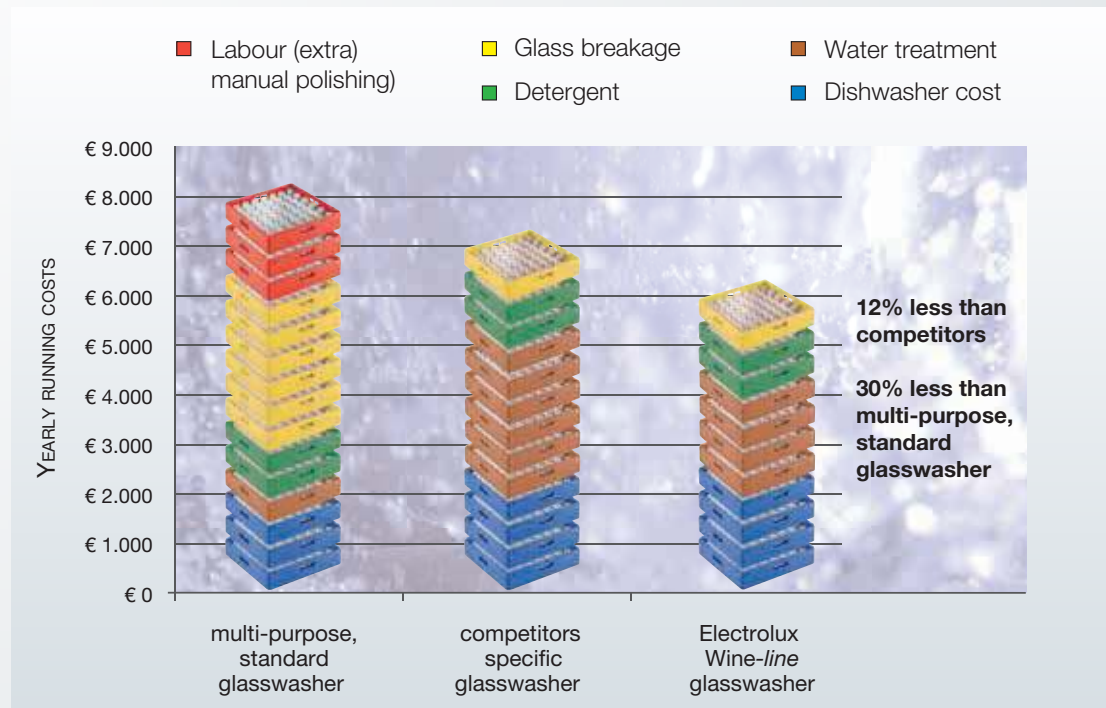
Protect them with the perfect solution!

The perfect solution



Lowest running costs

The Electrolux solution also guarantees the lowest running costs for clients thanks to less glass breakage, optimum and economical use of detergent and rinse aid, and no manual polishing needed.



Water treatment system

Technical data	Filter for partial demineralization	Filter for total demineralization	Reverse osmosis for atmospheric boiler
WxDxH	288x255x550	288x255x550	143x455x483
Water supply require Min/Max	2/6 bar 4 - 60°C	2/6 bar 4 - 60°C	1/4 bar 5 - 35°C
Flow rate	up to 300 lt./h	up to 300 lt./h	up to 120 lt/h
Filter capacity	12.000 lt. at 18°FH (10°dH) total hardness (capacity can increase by adjusting the by-pass)	5.000 lt. at 18°FH (10°dH) total hardness (capacity can increase by adjusting the by-pass)	65 lt. are purified over 100lt treated. A drain pipe is needed for water not purified
Water inlet hardness	Max. 62°FH (35°dH)	Max. 62°FH (35°dH)	<ul style="list-style-type: none"> • Max. 44°FH (25°dH), if hardness > 44°FH, water softener is recommended before reverse osmosis • Max chlorinated concentration is 0,5 mg/lt. For higher concentration, an external carbon filter is recommended
Remarks	Can be converted into a total demineralizer by replacing the cartridge	Can be converted into a partial demineralizer by replacing the cartridge	

Chemical solutions

Technical data	TOPMATIC CRYSTAL Detergent specific for glassware	CLEAR DRY CLASSIC Rinse aid specific for glassware
Package	4 canister x 5 lt.	2 canister x 5 lt.
Recommended use-concentration	1.5-4.0 g/lt. (depending on soil level, water quality and type of tableware)	0.1-0.15 g/lt. (depending on soil level, water quality and type of tableware)
Storage conditions	0°C – 40°C Store only in the original container	0°C – 40°C Store only in the original container
Safety	<ul style="list-style-type: none"> • Wear protective gloves and safety glasses when changing the empty container with a new one • Do not mix with any other product 	<ul style="list-style-type: none"> • Wear protective gloves and safety glasses when changing the empty container with a new one • Do not mix with any other product

Café-line

Café-line is the Electrolux tailored offer for pubs and coffee shops where a quick and dynamic service is required while maintaining the highest hygiene results.

- “Café-line” dishwashers are equipped with **high powered 9 kW boilers** which guarantee a constant high rinse temperature and a wash cycle independent from the inlet water temperature. Even cold water can be used!
- Café-line undercounter dishwasher is positioned **on wheels** to facilitate cleaning both behind and underneath the machine
- The **automatic loading of rinse aid and detergent** from first to last cycle guarantees perfect results while minimizing service and maintenance. Detergent dispenser is included



Range



Description	EUCAI green&clean	EUCI green&clean	NUC1	NUC3	EUCAIWL Wine-line	EUCAICL Café-line
WASH•SAFE CONTROL	•					
Atmospheric boiler	•				•	•
Double skin insulated wall	•	•			•	•
Electrical connection	400V/3N/50Hz, convertible on site to 230V/1N or 230V/3/50Hz	400V/3N/50Hz, convertible on site to 230V/1N or 230V/3/50Hz	230V/1N/50Hz	400V/3N/50Hz, convertible on site to 230V/1N or 230V/3/50Hz	400V/3N/50Hz, convertible on site to 230V/1N or 230V/3/50Hz	400V/3N/50Hz, convertible on site to 230V/1N or 230V/3/50Hz
No. of cycles	3	3	2	2	3	3
Capacity (dishes/hour)	720	720	540	540	720	720
External dimensions (WxDxH)	600x612x850	600x612x850	600x610x820	600x610x820	600x612x850	600x612x850
Basket dimension (mm)	500x500	500x500	500x500	500x500	500x500	500x500
Wash tank capacity (lt.)	23	23	33	33	23	23
Wash pump power (kW)	0,736	0,736	0,736	0,736	0,736	0,736
Boiler capacity (lt.)	12	12	5,8	5,8	12	12
Boiler power (kW)	4,5	4,5	2,8	4,5	6	9
Water consumption (lt./cycle)	3	3 at 2 bar	3,3 at 2 bar	3,3 at 2 bar	3,8	3
Rinse temperature/time	84°C/12 sec.	80-90°C/16 sec.	80-90°C/16 sec.	80-90°C/16 sec.	84°C/16 sec.	84°C/12 sec.
Total power (kW)	5,35	5,35	3,65	5,35	6,85	9,85
Built-in rinse aid dispenser	•	•	•	•	•	•
Included baskets	1 basket for 18 plates + 1 basket for cups + 2 cutlery containers	1 basket for 18 plates + 1 basket for cups + 2 cutlery containers	1 basket for 18 plates + 1 cutlery container	1 basket for 18 plates + 1 cutlery container	1 basket for cups + 1 basket for wine glasses	1 basket for 18 plates + 1 basket for cups + 2 cutlery containers
Additional versions						
60Hz	•		•			
Built-in drain pump	•		•	•	•	•
Built-in water softener			•	•		
Built-in drain pump & water softener	•		•	•		
Built-in drain pump, detergent dispenser & open air gap (WRC)	•					
Built-in drain pump, detergent dispenser, water softener & open air gap (WRC)	•					
Cold Rinse		•				


Accessories



Basket for 18 dinner plates



Basket for 12 soup bowls



Multi-purpose basket
500x500x190 mm



Basket for 48 small cups



Wine-*line* basket



Stand for undercounter
dishwasher



12 lt. external manual
water softener



8 lt. external automatic
water softener



Full range of sinks units available

...for additional baskets and other accessories consult our price list

Excellence with the environment in mind

Electrolux Professional solutions perfectly match the customers' needs, including the areas of reliability, cost efficiency and sustainability. The products are the best in terms of quality – durability with low running costs. Some installations have been running for more than 40 years!

- All Electrolux Professional factories are ISO 14001-certified
- All Electrolux Professional solutions are designed for low water, energy and detergent consumption, and for low emissions into the environment
- All Electrolux Professional solutions are the best-in-class in terms of quality, for a long life cycle with the lowest life cycle costs. There are solutions still running after 40 years
- All Electrolux Professional solutions are ROHS and REACH-compliant and over 95% recyclable
- All Electrolux Professional solutions are 100% quality tested and all of the functions are singularly checked by expert technicians
- In the last five years, more than 70% of Electrolux Professional solutions have been updated with features that are always designed with the needs of customers and environmental considerations in mind
- Electrolux Professional sustains a specific energy saving program to reduce the energy consumption of its production plants

